



# Ventrino Software

Turning website visitors into buyers since 1994



## "BACK UP YOUR TRAFFIC EXCHANGE NOW!"

**Login to your manager at LEAST once BEFORE you Update**

Check the "Latest News", "Ventrino Updates", "Your Current & Latest Version"


Or click [HERE](#) to check what the latest update offers







# Ventrino Software

Turning website visitors into buyers since 1994

**Download and save the zip files to your computer**

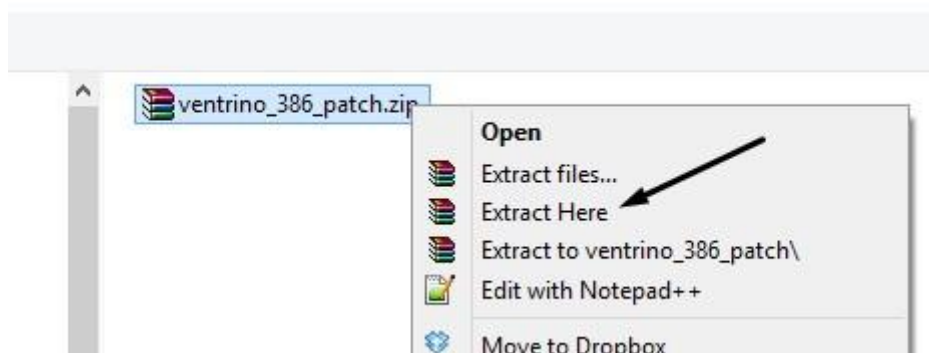
 **Files**

 **3.85-3.86 Update (INSTALLER) **  
Simply download to your computer then double click to launch then follow on screen instructions , Ensure you login to your manager at least once before installing.  
Filesize: 1.33 MB

 **3.85-3.86 Update (ZIP Files) \*Recommended **  
Download to your computer, extract then read the readme.txt file, Ensure you login to your manager at least once before installing.  
Filesize: 732 kB



**Right click and select extract here (or double click and save to your desired location)**

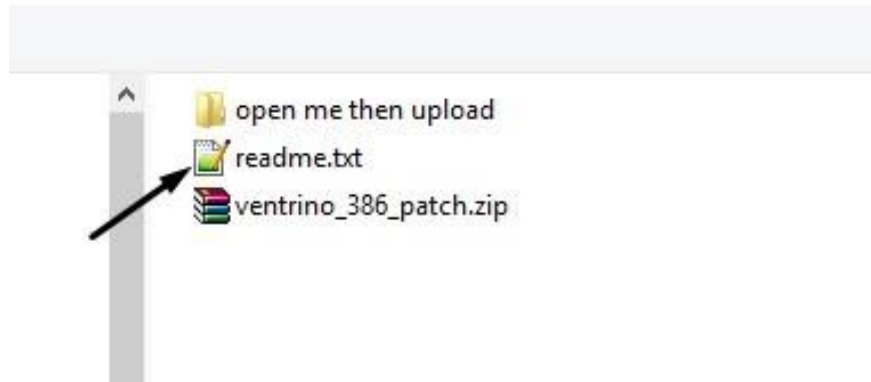




# Ventrino Software

Turning website visitors into buyers since 1994

## Read the "Read Me" File



**This file passes on any info you need (like installation steps etc)**

`http://filezilla-project.org` Is a FREE FTP program.

### STEP 3

Go to `http://YOURDOMAIN.com/3.86_update.php`  
using your browser and then follow any further  
instructions on the page that pops up

### STEP 4

There will be template files for you add if you choose  
and this IS recommended and I'm afraid any changes you  
made to your old pages will have to be done again.

Support Area: `http://ventrino.com/support.php`

Skype Group: `http://ventrino.com/skype.php`

Script Addons: `http://ventrino.com/add-ons`

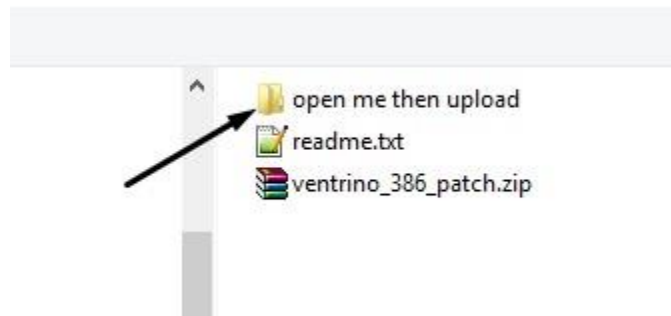
Brian



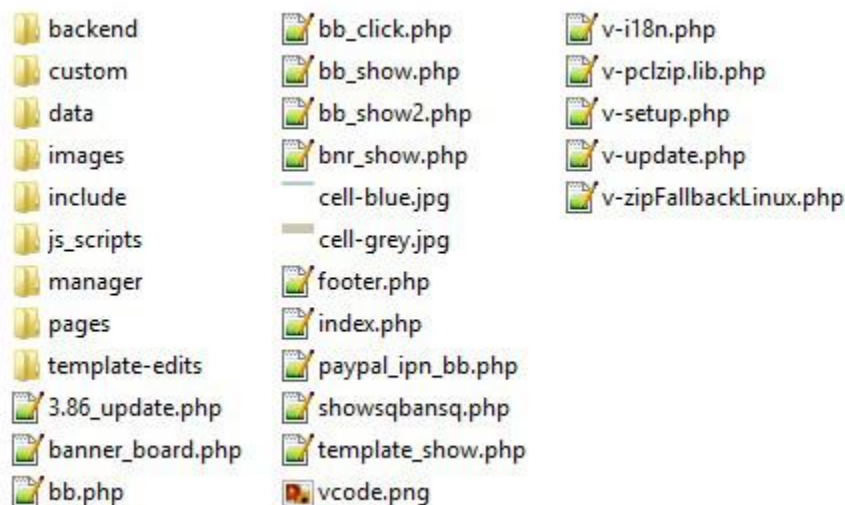
# Ventrino Software

Turning website visitors into buyers since 1994

**Now open the "open me then upload folder"**



**You should now have a lot of files and folders similar to this**



**Now you have them on your PC you need to use FTP to upload them to your server**

**Here are some FREE FTP clients but there are thousands online**

**Check out CoffeeCup [HERE](#)**

**Check out FileZilla [HERE](#)**

**There is a list of lots [HERE](#) so you can find one you like (most are free or offer trials)**

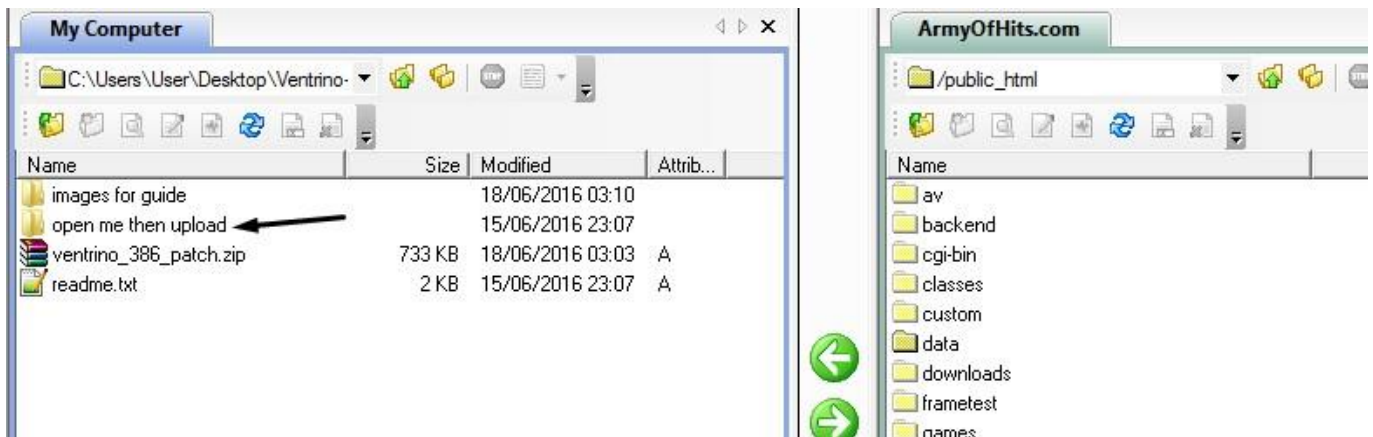


# Ventrino Software

Turning website visitors into buyers since 1994

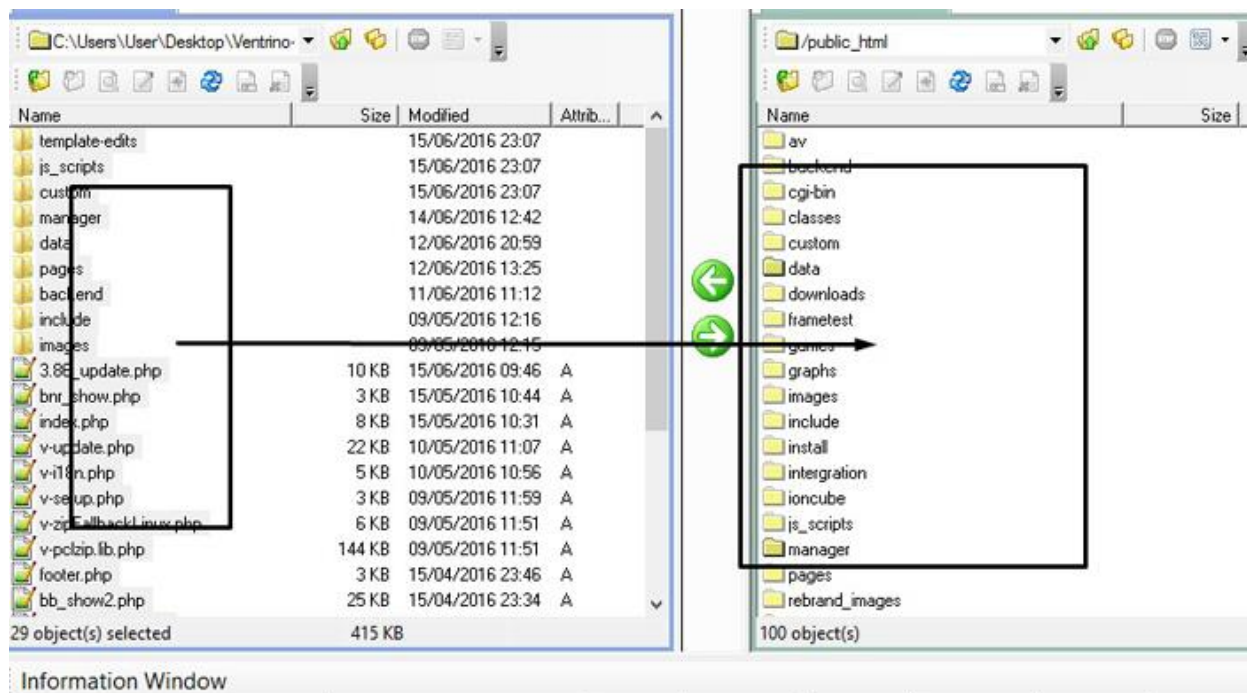
Once you login to your FTP client you access your server and it will look like this

**Note the file structure on the left so you know you are in the correct area and select the "open me then upload", double click it to open**



Now you have ""Your Computer on the Left" and "Your Website on the Right"

**You'll see that they contain similar files and basically you are selecting ALL the files on the left and moving them over to your site (copying over any if prompted)**







# Ventrino Software

Turning website visitors into buyers since 1994

**As people edit the template files we've kept them separate and you can open the template-edits folder to find any recent template changes**

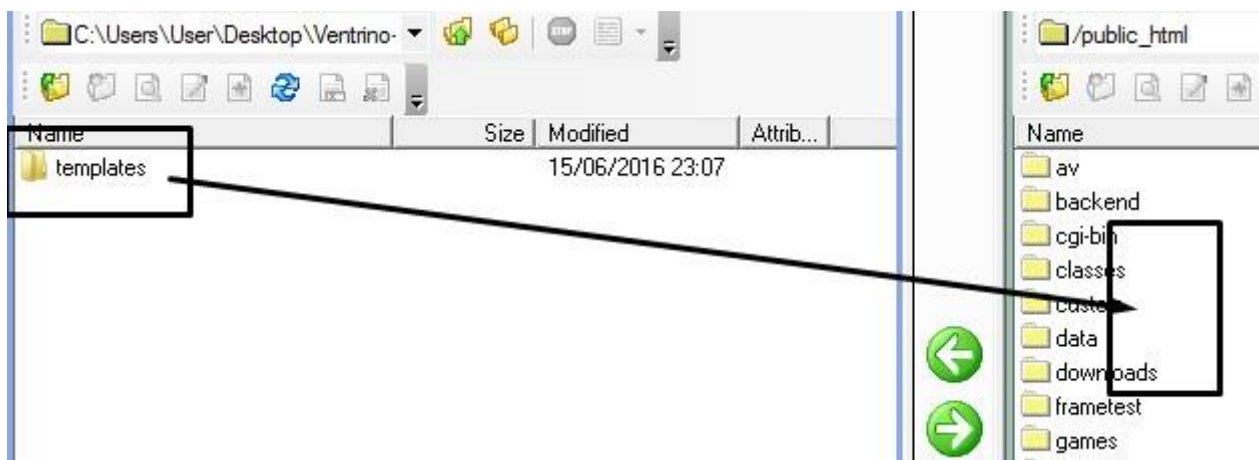
manager	14/06/2016 12:42	
pages	12/06/2016 13:25	
template-edits	15/06/2016 23:07	
3.86_update.php	10 KB	15/06/2016 09:46 A
banner_board.php	3 KB	14/05/2015 12:33 A
bb.php	24 KB	15/04/2016 21:24 A
bb_click.php	3 KB	16/06/2015 04:41 A
bb_show.php	26 KB	14/05/2015 11:14 A
bb_show2.php	25 KB	15/04/2016 23:34 A

**In this example there is a 3.86 folder so we open that too**



**We'll find another folder called templates so we select that and move the whole thing over to our Website too**

**\*Note if you have modified your templates folder you would open ours and move the files to the correct location (99% won't have)**






# Ventrino Software

Turning website visitors into buyers since 1994

Now you need to open your browser and go you the link that was listed

In this example it was 3.86\_update.php so we'll add our domain and go there

 [armyofhits.com/3.86\\_update.php](http://armyofhits.com/3.86_update.php)

A new page will appear and it is **VERY** important that you read this information

## It's important that you read below.

You've reached this step as you have added the main files to your Traffic Exchange BUT there are still a few things you need to do...

### Step 1

If you have not logged in to your Traffic Exchange manager section in the last few hours please **"open a new tab"** and do so now then come back here... This simply allows us to update a few fields so you don't have too.

### Version 3.85 TO 3.86

#### ADDITION

**Banner Board** - An additional high converting source of income.

**Bonus Codes** - Quick way to offer free credits through codes.

**Update Feature** - 1 Click update from next version. (can't wait)

**Super Affiliate** - Quick On / Off options for multiple affiliate earning features.

**This section basically lets you know what is going to be installed or if you need to do anything AFTER you have installed the files**



# Ventrino Software

Turning website visitors into buyers since 1994

Banner search edit.  
Moved account config to members section.  
Re-added Daily Login Config to "Main" section.  
Re-added ISB editor back to "Templates" section.

## REMOVAL

Auto Assign % - Simply a dead feature that nobody understood.  
Surfbar Anti-AutoClicker - Waste of time.  
Surfbar Window Focus - Limited Browser support.

## STEP 2

Now that the main files are added there may have been some template changes and these are important BUT we don't want to copy over any of your work (or you may have your own template folder)...

On your site you will have a "template-edits" folder which would have any of the latest edits listed in the folder of that version Example: **template-edits**/3.86

Use FTP to move to your account and if you want to make any changes you can do so now (most people leave as is) then simply move BACK to your site in the correct location, 99% of the time it will be similar to what they are in already...

(basically you open 3.86 and copy over)

**And it will remind you of any template changes and prompt you to login using a link which is VERY important as this finishes off the installation process**

## TEMPLATE CHANGES

Profile.tpl - Addition of roboform affiliate On / Off

## STEP 3

If you logged into your manager as per step 1 you can continue below and enjoy your new features and look forward to our next version where we do all of the above for you :)

[Click Here To Re-Login](#)



Of course if you have ANY questions then please let me know

Support Area: <http://ventrino.com/support.php>

Skype Group: <http://ventrino.com/skype.php>

Script Addons: <http://ventrino.com/add-ons>





# Ventrino Software

Turning website visitors into buyers since 1994

It will then log you OUT of your site (if logged in)

**Login to your manager at LEAST once BEFORE you Update**

BCP Manager Login

BCP Username :

BCP Password :

Enter Username

You'll then see that your version has been updated

Latest Version : 3.86

Your Current Version : 3.86

And start seeing some of the GREAT features that were added

Ventrino Software

Traffic Exchange & List Building Scripts

Free Trial Available

Quick Start Guide

HOME / REFRESH
LOGOUT
Main ▶
Rebrand Options ▶
Banner Board ▶
Email Options ▶
Financial Options ▶

- Text Adverts
- Solo Emails
- Open Tickets
- Tracker Links
- Site Reports
- News Links
- Programs

Quick S

Total Members
Paid Members
JV Members
Banned Members

Search Banners
Configuration
Purchase Configuration



# Ventrino Software

Turning website visitors into buyers since 1994

Some may be slight cosmetic changes to manager files

Search Members	
Search	<input type="text"/>
Options	<input checked="" type="radio"/> ID <input type="radio"/> Name <input type="radio"/> IP <input type="radio"/> GEO <input type="radio"/> Email <input type="radio"/> Affiliate ID
<input type="button" value="Submit"/>	

Selecting the members ID will log you in to the actual site using their ID

Selecting their name will show you some advanced statistics about their account

You can select the fields at the top (Cash etc) to list them in order or click a couple of times to do it in reverse

Select their Banner Impr's to see where they are showing their banners

ADD NEW											
GEO	Ver	Name	Pro	AFF ID	Surfed	Active	Cash	Banners	B Banners	Texts	
United Kingdom	1	Brian	AA	0	2020-01-01	Yes	0	10000599	1000000	10000599	10
	1	Edit Me	0	0	2025-01-01	Yes	0	500200	1299980	500315 2	

General maintenance to files

Search Websites	
Search	<input type="text"/>
Options	<input checked="" type="radio"/> ID <input type="radio"/> Url <input type="radio"/> Members ID
<input type="button" value="Submit"/>	

ADD NEW								
Actions	ID	Info	Member	Url	Hits	Alo Hits	Pause	Ban
	5	Must be a URL	1	<a href="http://ventrino.com/v38.php">http://ventrino.com/v38.php</a>	1	9999983	0	0
	10		57962	<a href="http://www.TrafficBunnies.com/">http://www.TrafficBunnies.com/</a>	1	49979	0	0
	11		57962	<a href="http://www.GEO-Adverts.com/">http://www.GEO-Adverts.com/</a>	0	49990	0	0
	12		57962	<a href="http://www.commissionfunnel.com/">http://www.commissionfunnel.com/</a>	0	49990	0	0



# Ventrino Software

Turning website visitors into buyers since 1994

Or GREAT new updated features to make your TE great

HOME / REFRESH		12	
LOGOUT		13	
Main ▶	General Config	14	
Rebrand Options ▶	Account Config	15	
Banner Board ▶	Promotional Tools	16	
Email Options ▶	Advanced Profile Config	17	
Financial Options ▶	Super Login Config	18	
Support Options ▶	Daily Login Config	19	
Surfing Options ▶	Bonus Codes Config	20	
Member Options ▶	Link Box Config	21	
Website Options ▶	Competitions Config	22	
Banner Options ▶	Competition Text	23	
Text Ad Options ▶	Advanced Options ▶	24	
Template Options ▶			Affiliate Watch
Additional Features ▶			Traffic Booster
			Partner Program
			Administrators
			SQL Viewer
			Schedule Operations
			Extended Execution

Your host may offer various methods of backing up your Traffic Exchange

Alternatively we offer an off-site backup service



# Ventrino Software

Turning website visitors into buyers since 1994

**This finishes off the installation process and you are good to go!**

**I strongly recommend that you take a full back up while you are in Cpanel so you simply have a fresh start if you mess around too much with the setup... On that note,**

**If you would like to have a look at the "Quick Start Guide" click [HERE](#)**

**If you would like to have a look at the "Main Installation Guide" click [HERE](#)**



**Why not compare with some of these top websites for ideas**

**[PulsatingBanners.com](#) - [Traffic-Splash.com](#) - [Mobile-Views.com](#) - [TrafficBunnies.com](#)  
[Trck.me](#) - [WebMailAd.com](#) - [Mul-TE.com](#) - [SmartSafelist.com](#) - [RocketResponder.com](#)  
[ListSurfing.com](#) - [JustGoodTraffic.com](#) - [AffiliateFunnel.com](#) - [LeadsLeap.com](#)  
[TrafficDelivers.com](#) - [TruckLoadOfAds.com](#) - [TE-JV.com](#) - [ILoveHits.com](#)  
[TeCommandPost.com](#) - [EasyHits4u.com](#) - [TheOptin.com](#) - [CommissionFunnel.com](#)  
[Geo-Views.com](#) - [Geo-Adverts.com](#) - [Sweeva.com](#) - [ListReturn.com](#) - [TrafficReturn.com](#)  
[DragonSurf.biz](#) - [FroggyHits.com](#) - [ViralMailProfits.com](#) - [TezakTrafficPower.com](#)**

**Easy To Contact Support**

Email, Skype, Forum & Live Chat Available